



The CL-Class

Mercedes-Benz





Even those who have long  
since arrived like to arrive in style

Style, skill and sophistication: the CL blends vivid design, true craftsmanship and leading-edge technology to produce a memorable look and feel. Meet a car that is your equal – and just as discerning as you are.

Effortless superiority

A marriage of courage  
and respect


Creating a truly moving experience requires unwavering commitment. That is why the CL incorporates only the very finest of traits: consistent style, absolute dedication and advanced environmental technologies. With impressive results: CO<sub>2</sub> emissions in the CL 500 BlueEFFICIENCY have been cut by 22 %. And, rather than being overstated, the level of luxury reflects the pinnacle of what is achievable.

Responsibility







A dark, textured wall, possibly made of stone or concrete, dominates the foreground. The wall has a rough, weathered appearance with vertical lines suggesting joints or panels. In the background, a calm body of water reflects the sky, and distant mountains are visible under a dramatic, overcast sky with a single lightning bolt striking in the distance. The overall mood is moody and atmospheric.

A breathtaking sense of speed,  
even when standing still

Brimming with character, the CL more than lives up to the promise of its distinctive appearance: sheer passion tamed only by elegance. Flowing lines exude power, while luxurious materials seduce the senses. Its dynamism takes the breath away. One look is all it takes.

**Spirit**

A staggering feat  
of innovation

If the CL had a favourite tense, it would be the future tense. Because instead of concentrating on the here and now, it always thinks a few crucial seconds ahead – thanks to its new driving assistance systems. Innovations such as Active Lane Keeping Assist and Active Blind Spot Assist, both of which are optional and combined with ESP® for the first time, can thus help to prevent dangerous situations.

The power of invention





**Tradition obliges.** The new CL embodies the proud and knowingly immodest claim of being able to improve on perfection. With great aplomb, it combines the genes of the Mercedes-Benz brand with the unmistakable exclusivity and passion of a coupé. The result is a new, stylistically confident design idiom that is far more sporty and gives a greater sense of breadth. Impressive aspects of this new appearance include pared-down front wings, a higher and more pointed bonnet, exhaust tailpipe trims integrated in the bumper, and three new exterior colours. All finished off by a distinctive V12 design.

- New radiator grille design and modified front apron
- Expressive headlamps
- New-look LED tail lights
- LED daytime driving lights
- Larger exterior mirrors in a new design
- New light-alloy wheels
- Pristine new exterior colours: peridot brown, magnetite black and cornetite blue

**The essence of charm and elegance** – in the new CL, every detail is lavished with attention and care. All of the trim elements have been selected for their immaculate quality. What's more, their structure and history contribute to the intensive CL experience. Fine leather for the interior appointments creates an exclusive ambience, while the optional ambient lighting in three different light colours provides an individual finishing touch.

- New steering wheel design including steering-wheel gearshift paddles, wood/leather steering wheel available as an option
- Trim in selected woods, e.g. high-sheen light brown burr walnut
- New interior colour combinations: alpaca grey/basalt grey and aubergine/black
- Optional ambient lighting in three colour shades
- Exclusive V12 interior, e.g. upholstery and roof liner in V12 fluting design, V12 start screen, velour floor mats with V12 emblem

## The CL-Class. The very latest in excellence

**You sit behind the wheel. With more than a dozen innovations to accompany you.** It is not for nothing that the CL is considered the superlative among coupés, as many innovative technologies make their debut in this model series. To name but a few examples: Active Blind Spot Assist can help to prevent a collision with a vehicle in the blind spot behind the driver, while the Active Lane Keeping Assist system is able to prevent unintentional lane changes. In the new CL, and for the first time, both systems are combined with ESP®, which can assist the driver through targeted braking interventions at individual wheels. The Driving Assistance package, which includes the Active Lane Keeping Assist system and Active Blind Spot Assist, also incorporates the enhanced adaptive cruise control system DISTRONIC PLUS including PRE-SAFE® Brake and BAS PLUS as well as the enhanced anticipatory occupant protection system PRE-SAFE®.

- ATTENTION ASSIST
- LED Light package with Intelligent Light System and Adaptive Highbeam Assist
- Speed Limit Assist (optional)
- Night View Assist Plus, including pedestrian detection (optional)
- PARKTRONIC including Parking Guidance
- Direct-Steer system
- Active Body Control (ABC) with crosswind stabilisation
- Torque Vectoring Brakes

**True excellence is also reflected in responsibility.** The engine line-up for the new CL is proof that power need not be at the expense of the environment. The new V8 powerplants in the CL 500 BlueEFFICIENCY and CL 63 AMG impress with reduced fuel consumption and lower emissions – thanks to their direct injection, biturbo configuration and cutting-edge BlueEFFICIENCY technologies such as the ECO start/stop function.

- More efficient and powerful V8 engines than any of its competitors
- New V8 engine with lightweight design throughout and a displacement of 4.7 l or 5.5 l
- Higher output, far more effective torque and improved acceleration with up to 22 % lower fuel consumption and CO<sub>2</sub> emissions (CL 500 BlueDIRECT BlueEFFICIENCY)
- All engines EU5-compliant

→ [www.mercedes-benz.com](http://www.mercedes-benz.com)

# Assistance systems

The safest trips are those on which nothing happens. This is why the 13 assistance systems in the CL focus primarily on helping to prevent or mitigate traffic accidents. They work behind the scenes, monitoring the road for the root causes

of many dangers, such as lack of visibility when parking, distance to the vehicle in front, lane changes, excessive speed, drowsiness and darkness. Two of the new technologies available as optional extras for the CL – Active Lane Keeping

Assist and Active Blind Spot Assist – can intervene smoothly but decisively in critical situations. What's more, the optional Driving Assistance package, Adaptive Highbeam Assist and ATTENTION ASSIST, for example, help to ensure safer driving. After all, this array of assistance systems gives the driver more than a dozen extra eyes and ears in addition to their proverbial seven senses.



All-round visibility when parking and reversing – thanks to the optionally available reversing camera

## Standard equipment

The CL comes with an impressive list of standard equipment characterised by luxurious details. Its interior features generous proportions and meticulously finished materials – from the nappa leather on the steering wheel to the wood trim. Plus an intelligently structured cockpit means that the driver always has everything that matters within view and reach. LED daytime driving lights with chrome surrounds and seven LED chambers provide indirect lighting, ensuring that the CL-Class is in a class of its own when it comes to seeing and being seen – even during the day. As an innovation leader, the CL also includes technologies such as Adaptive Highbeam Assist, Torque Vectoring Brakes, ABC with crosswind stabilisation, ATTENTION ASSIST and the Direct-Steer system as standard.



Multifunction steering wheel in nappa leather



Bi-xenon headlamps with Intelligent Light System and LED daytime driving lights in the bumper

## Optional extras

The CL with a personal touch: even more comfort with new colours and materials. Enhanced safety thanks to numerous additional assistance systems such as the radar-based adaptive cruise control system DISTRONIC PLUS, Speed Limit Assist, Active Lane Keeping Assist, Active Blind Spot Assist and Night View Assist Plus. And a strong character with specially selected, exciting details – from exclusive interior lighting to the Entertainment package with SPLITVIEW and the dynamic AMG Sports package.



SPLITVIEW offers the driver and front passenger two different programmes at the same time on a single screen



Thanks to infrared technology, Night View Assist Plus is able to detect pedestrians who are up to 90 metres away



The Driving Assistance package, including systems such as Active Blind Spot Assist, can help to enhance safety



Ambient lighting in three different colour shades




Extremely easy-to-use locking and starting function with KEYLESS-GO



The AMG Sports package combines a dynamic appearance with a high level of exclusivity

NON-METALLIC PAINT



040 black



359 tanzanite blue




792 palladium silver



368 flint grey

METALLIC PAINTS<sup>1</sup>



183 magnetite black



474 peridot brown



228 cornetite blue


SPECIAL METALLIC PAINTS<sup>1</sup>



197 obsidian black



544 carneol red



799 diamond white BRIGHT



300 periclase green



775 iridium silver

BLACK/BLACK



211 Leather/811<sup>1</sup> PASSION leather/  
521/531<sup>3</sup> Exclusive PASSION leather



H14 high-shine light brown burr walnut wood



731 high-shine dark brown burr walnut wood<sup>5</sup>




736 high-shine black ash wood



H18 high-shine brown poplar wood<sup>6</sup>

<sup>1</sup> Optional extra <sup>2</sup> Not available for CL 63 AMG <sup>3</sup> Standard for V12 <sup>4</sup> Exclusively for CL 600. <sup>5</sup> Standard for V8, optional for V12 <sup>6</sup> Exclusively for V12

CASHMERE BEIGE/SAVANNA BEIGE



214 Leather/814<sup>1</sup> PASSION leather/  
524/534<sup>3</sup> Exclusive PASSION leather



H14 high-sheen light brown burr walnut wood



731 high-sheen dark brown burr walnut wood<sup>5</sup>



736 high-sheen black ash wood



H18 high-sheen brown poplar wood<sup>6</sup>

ALPACA GREY/BASALT GREY



218 Leather/818<sup>1</sup> PASSION leather/  
528/538<sup>3</sup> Exclusive PASSION leather



H14 high-sheen light brown burr walnut wood



731 high-sheen dark brown burr walnut wood<sup>5</sup>



736 high-sheen black ash wood



H18 high-sheen brown poplar wood<sup>6</sup>

SAHARA BEIGE/BLACK



265 Leather/865<sup>1,2</sup> PASSION leather/  
565/575<sup>4</sup> Exclusive PASSION leather



H14 high-sheen light brown burr walnut wood



731 high-sheen dark brown burr walnut wood<sup>5</sup>




736 high-sheen black ash wood



H18 high-sheen brown poplar wood<sup>6</sup>

AUBERGINE/BLACK



267 Leather/867<sup>1,2</sup> PASSION leather/  
567/577<sup>4</sup> Exclusive PASSION leather



H14 high-sheen light brown burr walnut wood



731 high-sheen dark brown burr walnut wood<sup>5</sup>

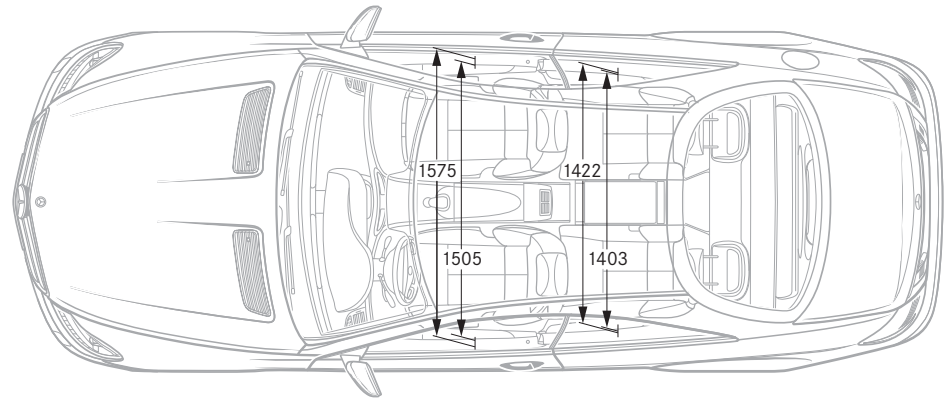
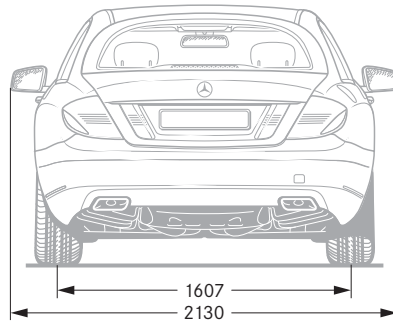
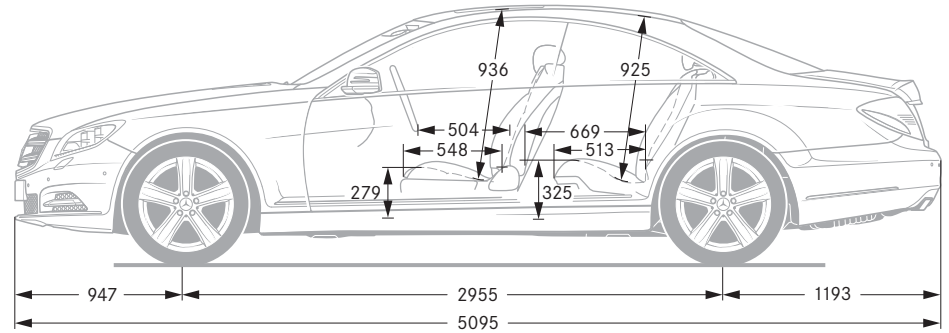
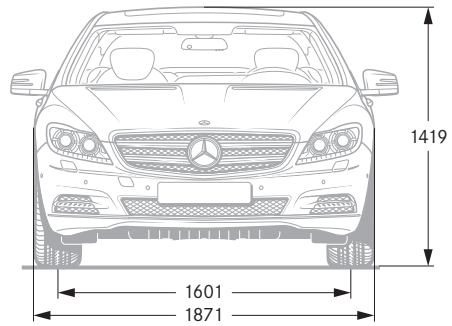


736 high-sheen black ash wood



H18 high-sheen brown poplar wood<sup>6</sup>

# Dimensions



All measurements in millimetres. The dimensions shown are mean values and apply to standard-specification, unladen vehicles

# Technical data

	CL 500	CL 500 4MATIC	CL 600	CL 63 AMG	CL 65 AMG
PETROL ENGINES	BlueEFFICIENCY	BlueEFFICIENCY			
No. of cylinders/arrangement	8/V	8/V	12/V	8/V	12/V
Total displacement (cc)	4663	4663	5513	5461	5980
Rated output <sup>1</sup> (kW at rpm)	320/5250	320/5250	380/5000	400/5500	463/4600-5300
Rated torque <sup>1</sup> (Nm at rpm)	700/1800-3500	700/1800-3500	830/1800-3500	800/2000-4500	1000/2300-4300
Acceleration from 0-100 km/h (s)	4.9	4.9	4.6	4.6	4.4
Top speed, approx. (km/h)	250 <sup>2</sup>	250 <sup>2</sup>	250 <sup>2</sup>	250 <sup>2</sup>	250 <sup>2</sup>
Fuel consumption <sup>3</sup> (l/100 km)					
urban	13.5-13.9	13.9-14.0	21.1-21.2	14.4-14.4	21.8-21.8
extra-urban	7.2-7.6	7.6-7.9	9.6-9.9	8.2-8.2	9.9-9.9
combined	9.5-9.9	9.9-10.1	13.8-14.4	10.5-10.5	14.3-14.3
CO <sub>2</sub> emissions <sup>3</sup> (g/km) combined	224-232	237-242	322-328	244-244	334-334
Max. boot capacity (l)	490	490	490	490	490
Kerb weight <sup>4</sup> (kg)	2070	2120	2185	2135	2245
Permissible gross vehicle weight (kg)	2585	2555	2620	2585	2645
EU emissions standard	EU5	EU5	EU5	EU5	EU5

<sup>1</sup> Figures according to Directive 80/1269/EEC in the currently applicable version <sup>2</sup> Electronically governed <sup>3</sup> The figures shown were obtained in accordance with the prescribed measuring process (Directive 80/1268/EEC in the currently applicable version). The figures are not based on an individual vehicle and do not constitute part of the product offer; they are provided solely for purposes of comparison between different vehicle models <sup>4</sup> Figures according to Directive 95/48/EC (kerb weight with fuel tank 90% full, driver, 68 kg, and luggage, 7 kg) for standard-specification vehicles. Optional extras and accessories will generally increase this figure and reduce the payload capacity accordingly. Further technical data can be found at [www.mercedes-benz.com](http://www.mercedes-benz.com)

**Take-back of end-of-life vehicles.** At the end of its long life, you can return your CL-Class to us for environment-friendly disposal in accordance with the EC End-Of-Life Vehicle Directive<sup>1</sup>. But that day lies a long way off.

<sup>1</sup> Applies in accordance with national regulations to vehicles up to 3.5 tonnes gross weight. Mercedes-Benz passenger cars have met the statutory regulations governing the suitability of their design for reuse and recycling for a number of years now. A network of vehicle take-back depots and dismantlers has been established which will process your vehicle in an environment-friendly manner. The ways in which both vehicles and parts can be recovered are subject to ongoing development and improvement. Consequently, the CL-Class will be able to comply with any future increases in the recycling quota within the stipulated time limits. For further information, please call 00800 1 777 7777.

**Please note:** changes may have been made to the product since this brochure went to press (04.03.2010). The manufacturer reserves the right to make changes to the design, form, colour and specification during the delivery period, provided these changes, while taking into account the interests of the vendor, can be deemed reasonable with respect to the purchaser. Where the vendor or the manufacturer uses symbols or numbers to describe an order or the subject of an order, no rights may be derived solely from these. The illustrations may show accessories and items of optional equipment which are not part of standard specification. Colours may differ slightly from those shown in the brochure, owing to the limitations of the printing process. This brochure is distributed internationally. It provides a general indication of the range of models, features, optional extras and/or colours available in various countries. Some of the models, features, optional extras and/or colours shown may not be available in your country or may only be available in a different specification. Additionally some models, features, optional extras and/or colours may only be available in combination with others. For current and more specific information in relation to the range of models, features, optional extras and/or colours available in your country, and their pricing, you should contact your nearest authorised Mercedes-Benz Passenger Car Dealer.